

**CADET BUGLE BADGE QUALIFICATION FORM**

Surname:			
First Name:			
Rank:			
Unit/Location:			
Examiner:			
Qualification Date:			
Cadet must be able to play by memory any of the following 12 Calls to qualify the Bugler Badge:			
<b>Mandatory Calls (8)</b>	<b>Fail</b>	<b>Pass Date</b>	<b>Initial</b>
1. Alert			
2. Markers			
3. Divisions/Fall In			
4. General Salute			
5. Carry On			
6. Sunset/Retreat			
7. Last Post/Tattoo			
8. Rouse			
<b>Optional Calls (Perform 4 out of 8 Optional)</b>			
1. Still			
2. Hands to Classes			
3. Stand Easy			
4. Secure – Cease Work			
5. Officers Quarter Call			
6. Out Pipes			
7. Officers Mess Call (5 Min)			
8. Officers to Dinner Call			

Cadet \_\_\_\_\_ qualifies for Bugler Badge as of: \_\_\_\_\_

Date



**ANNEX A**

**BUGLE BADGE CERTIFICATION**

1. **Bugle Badge Certification.** Must be able to play by memory any of the following 12 Calls to qualify:
 

a. Still	Optional
b. Alert	Mandatory
c. Markers	Mandatory
d. Divisions/Fall In	Mandatory
e. General Salute	Mandatory
f. Carry On	Mandatory
g. Hands to Classes	Optional
h. Stand Easy	Optional
i. Secure – Cease Work	Mandatory
j. Sunset / Retreat	Mandatory
k. Last Post/Tattoo	Mandatory
l. Rouse	Mandatory
m. Officers Dress for Dinner (15 min call – Quarter Call)	Optional
n. Out Pipes	Optional
o. Officers Mess/Dinner Call (5 min call with repeated first four bars)	Optional
p. Officers Dinner	Optional
  
2. Calls:

a. Still

mm ♩ = 120


b. Alert

mm ♩ = 120

YCRCC019


Figure A1-4-1 (Sheet 1 of 5) Calls

c. Markers

mm  = 108




d. Divisions/Fall In "Fall in"

mm  = 120




e. General Salute

mm  = 152



f. Carry On


mm  = 120



YCRC020

Figure A1-4-1 (Sheet 2 of 5) Calls

g. Hands to Class

mm  = 120




Followed by one or more "G's" to indicate watch required.  
 Preceded by one or more "G's" to indicate the part of the watch required.

h. Stand Easy

mm  = 120



i. Secure – Cease Work

mm  = 108



Followed by one "G" – "Return Arms"

j. Sunset/Retreat

mm  = 60




Complete call not used when under way

YCRCC021

Figure A1-4-1 (Sheet 3 of 5) Calls

k. Last Post/Tattoo

mm  = 76



The musical notation for 'Last Post/Tattoo' is written in common time (C) on a single treble clef staff. It consists of five staves of music. The first staff begins with a quarter note, followed by a dotted half note with a fermata, and a quarter note with a fermata. The second staff continues with a quarter note, a dotted half note with a fermata, and a quarter note with a fermata. The third staff features a quarter note, a dotted half note with a fermata, and a quarter note with a fermata. The fourth staff has a quarter note, a dotted half note with a fermata, and a quarter note with a fermata. The fifth staff concludes with a quarter note, a dotted half note with a fermata, and a quarter note with a fermata.

At sea, used only for burial

l. Rouse

mm  = 108



The musical notation for 'Rouse' is written in 2/4 time on a single treble clef staff. It consists of two staves of music. The first staff begins with a quarter note, followed by a dotted half note with a fermata, and a quarter note with a fermata. The second staff continues with a quarter note, a dotted half note with a fermata, and a quarter note with a fermata. The word 'Slower' is written above the second staff, and a '3' is written above the final measure of the second staff.

Used for "Guard and Steerage"  
Follows "Last Post" at Naval funerals.

m. Officers Dress for Dinner (15 Min Call - Quarter Call)

mm  = 108



The musical notation for 'Officers Dress for Dinner' is written in 2/4 time on a single treble clef staff. It consists of one staff of music. The first staff begins with a quarter note, followed by a dotted half note with a fermata, and a quarter note with a fermata.

YCRCC022

Figure A1-4-1 (Sheet 4 of 5) Calls

